



SERIES D
VALVE ISLAND WITH
COILVISION TECHNOLOGY



SERIES D

WEAR AND EFFICIENCY ALWAYS UNDER CONTROL



Series D is a new valve island equipped with CoilVision technology which monitors and predicts the impact of wear on the efficiency of parts of each solenoid valve. CoilVision enables proactive management of performance parameters such as power consumption and coil temperature. It also transmits operational data, alarm history and health status to a PLC or through wireless LAN to an IIoT (Industrial Internet of Things) gateway and onto the Cloud.

The Series D is compact so can be used in applications with limited installation space without compromising its flow. Available in 10 mm size this product covers the needs of all industrial applications.

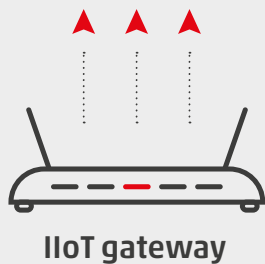
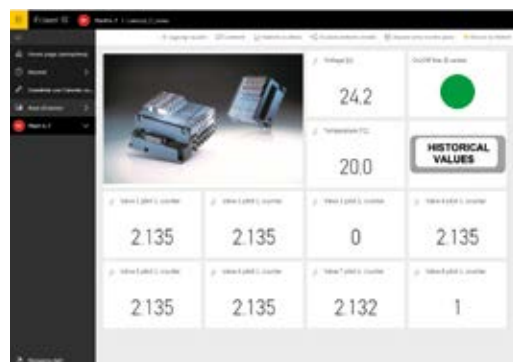
TECHNICAL CHARACTERISTICS

- Size 10 mm
- Flow 250 NL/min

CoilVision technology has been developed to constantly monitor the operating parameters of the solenoid that drives the spool. Each operation of the solenoid, in different cyclic configurations and environmental conditions, is analysed to acquire information that is processed by software algorithms to predict the health status of the component.

BENEFITS





Series D
Valve island



Series PRE
Pressure
regulator



Series DRCS
Drive for motors

Data management Camozzi Digital

DIAGNOSTIC CHARACTERISTICS



**ON/OFF status
of each valve**



Health status



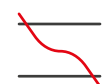
**Short circuit
or solenoid fault**



**Temperature monitoring
of the Master module
and the solenoids**



Interrupted solenoid



**Over and under
voltage**



Cycle counter



Power consumption

General data

PNEUMATIC SECTION	
Valve construction	spool with seals
Valve functions	5/2 monostable e bistable 2 x 3/2 NC 2 x 3/2 NO 5/3 CC - CP - CO 1 x 3/2 NC + 1 x 3/2 NO
Materials	spool: AL – spool seals: HNBR – other seals: NBR – metal body – end caps and subbase: technopolymer
Connections	outlets 2 and 4 tube Ø 4; tube Ø 6
Temperature	0 ÷ 50 °C
Air characteristics	compressed, filtered and non-lubricated air in class 7.4.4 according to ISO 8573-1:2010. In case lubrication should be necessary, only use oils with a maximum viscosity of 32 Cst and the version with external servo pilot. The air quality for the servo pilot should be of class 7.4.4 according to ISO 8573-1:2010 (do not lubricate).
Valve size	10 mm
Operation pressure	0.9 ÷ 10 bar
Pilot pressure	2 ÷ 7 bar 4.5 ÷ 7 bar (with working pressure exceeding 6 bar for the version 2x3/2)
Flow rate	250 NL/min (10.5 mm)
Mounting position	any position
Protection Class	IP65
ELECTRICAL SECTION	
Type of Sub-D connector	25 o 44 pins
Max. absorption	1,5 A
Supply voltage	24 V DC +/-10%
Max. number of coils to operate	22 on 11 valve positions (with Sub-D connector 25 pins) 38 on 19 valve positions (with Sub-D connector 44 pins)
Operation status	yellow led
CoilVision led	red led - anomaly detection
Operational status	green led - presence of power and WLAN transmission

